

## TC-S3A DIRECT ACTING SPOOL, 3 WAY 2 POSITION, TRANSMISSION & BRAKE

### DESCRIPTION

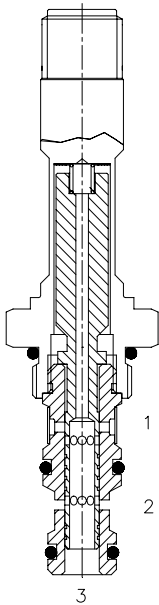
7 size, 5/8-18 thread, "Mini" series, solenoid operated, 3 way 2 position, transmission & brake spool valve.

### OPERATION

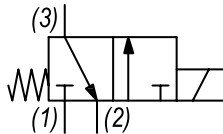
When de-energized the TC-S3A blocks flow at (1) and allows flow from (3) to (2). When energized the valve allows flow from (1) to (3) and blocks flow at (2).

### FEATURES

- Hardened parts for long life.
- Efficient wet-armature construction.
- Cartridges are voltage interchangeable.
- Industry common cavity.
- Unitized, molded coil design.
- Continuous duty rated solenoid.
- Optional coil voltages and terminations.



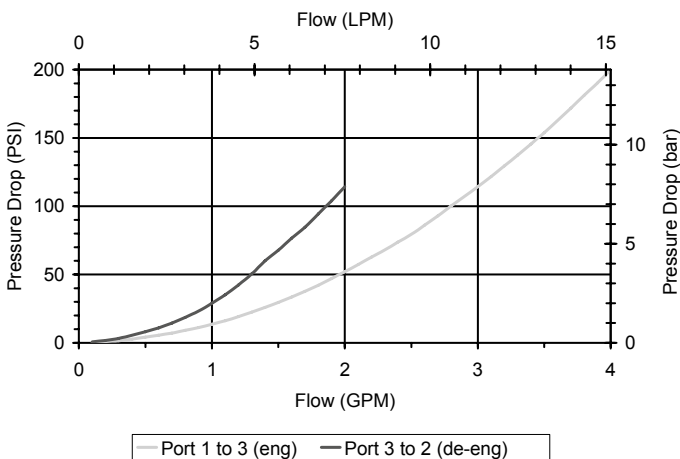
### HYDRAULIC SYMBOL



*Contamination Tolerant Product. This valve is designed for transmission and brake applications. Consult factory for alternate low wattage coil options.*

### PERFORMANCE

Actual Test Data (Cartridge Only)



### VALVE SPECIFICATIONS

Nominal Flow	3 GPM (11 LPM) from (1) to (3) 2 GPM (7.6 LPM) from (3) to (2)
Rated Operating Pressure	1000 PSI (70 bar)
Typical Internal Leakage (150 SSU)	5 cu in/min (82 ml/min)
Viscosity Range	36 to 3000 SSU (3 to 647 cSt)
Filtration	ISO 20/18/15
Media Operating Temp. Range	-40° to 250°F (-40° to 120°C)
Weight	.14 lbs (.06 kg)
Operating Fluid Media	General Purpose Hydraulic Fluid
Cartridge Torque Requirements	15 ft-lbs (20.3 Nm)
Coil Nut Torque Requirements	3-4 ft-lbs (4.1-5.4 Nm)
Cavity	MINI 3W
Cavity form Tool (finishing)	40500004
Seal Kit	21191006

**WARNING:** the specifications/application data shown in our catalogs and data sheets are intended only as a general guide for the product described (herein). Any specific application should not be undertaken without independent study, evaluation, and testing for suitability.

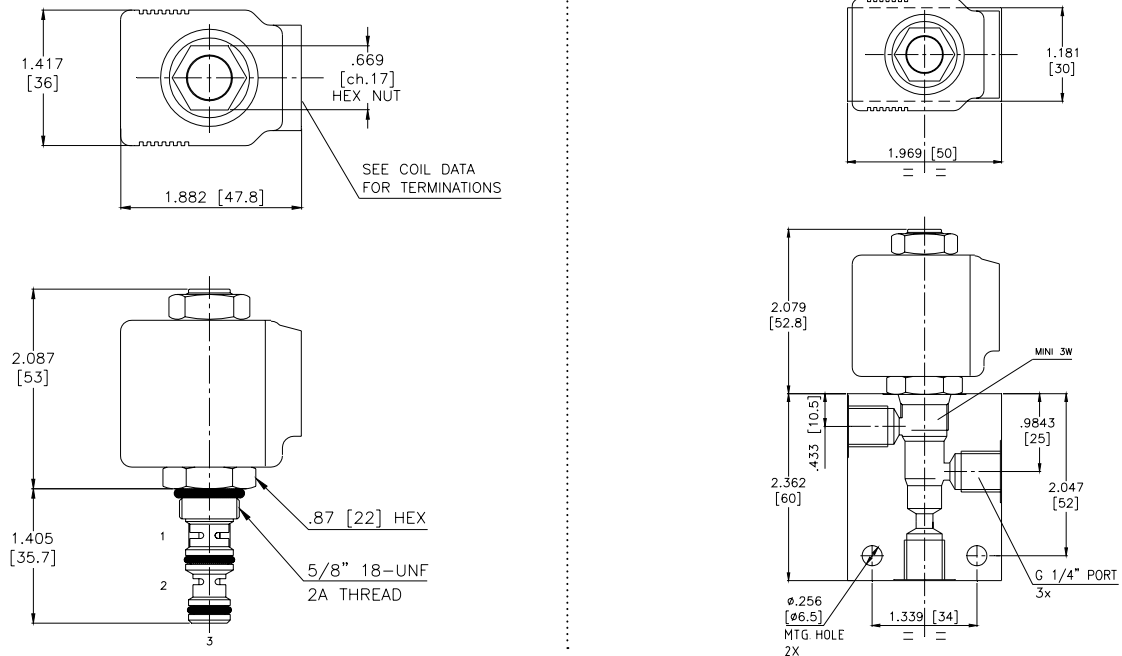


4484 Boeing Drive Rockford, IL 61109 • USA • Phone +1 (815) 397-6628 • Fax +1 (815) 397-2526  
mail: delta@delta-power.com • [www.delta-power.com](http://www.delta-power.com)



Via Malavolti, 36 • 41122 Modena • ITALY • Phone +39 (059) 254895 • Fax +39 (059) 253512  
mail: [tecnord@tecnord.com](mailto:tecnord@tecnord.com) • [www.tecnord.com](http://www.tecnord.com)

## DIMENSIONS



## ORDERING INFORMATION

Approximate Coil Weight: .42 lbs (.19 kg)

TC-S3A

### OPTIONS

Buna Standard 00  
Viton Standard V0

### BODIES

Blank Without Body  
N 1/4" BSP Ports  
S #6 SAE Ports

### VOLTAGE (other voltages available on request)

12 12 VDC  
24 24 VDC  
22 220 VAC without internal rectifier

Note: use screen only if flow direction is from (1) to (2)

### "P" TYPE "J" COIL TERMINATION

JA "J" Coil AMP Superseal - Integral  
JD "J" Coil Deutsch - Integral DT04-2P

JJ "J" Coil AMP Jr. Time - Integral

JL "J" Coil Double Lead  
JH "J" Coil DIN 43650 (Hirschmann)

W 40 / 2017

**WARNING:** the specifications/application data shown in our catalogs and data sheets are intended only as a general guide for the product described (herein). Any specific application should not be undertaken without independent study, evaluation, and testing for suitability.



4484 Boeing Drive Rockford, IL 61109 • USA • Phone +1 (815) 397-6628 • Fax +1 (815) 397-2526  
mail: delta@delta-power.com • www.delta-power.com

**TECNORD** •

Via Malavolti, 36 • 41122 Modena • ITALY • Phone +39 (059) 254895 • Fax +39 (059) 253512  
mail: tecnord@tecnord.com • www.tecnord.com