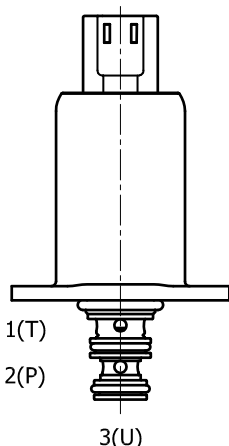


IC-S3D-43 DIRECT ACTING SPOOL, 3 WAY 2 POSITION, SELECTOR



DESCRIPTION

Special cavity, solenoid operated, 3 way 2 position spool type, flanged retained hydraulic valve.

OPERATION

When de-energized the IC-S3D-43 allows flow from (1) to (3) and (3) to (1), and blocks flow at (2).

When energized the valve allows flow from (3) to (2) and (2) to (3) blocks flow at port (1).

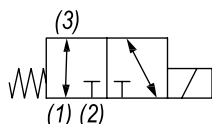
FEATURES

- Hardened parts for long life.
- Slip-in style.
- Efficient wet-armature construction.
- Integral waterproof coil.
- Continuous duty rated solenoid.
- Optional coil voltages and terminations.



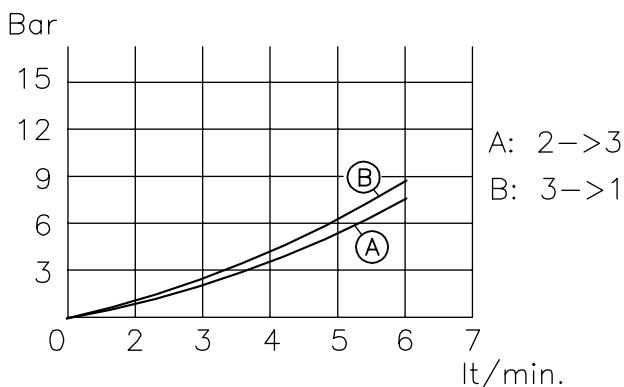
Flanged Retained Product. Coil is an integral part of the valve and is not serviceable.

HYDRAULIC SYMBOL



PERFORMANCE

Actual Test Data (Cartridge Only)



VALVE SPECIFICATIONS

Nominal Flow	1.5 GPM (6 LPM) @ 8 bar Delta P
Max Inlet Pressure	700 PSI (50 bar)
Max Back-Pressure at T Port	20 bar
Internal Leakage	15 ml/min @ 500 PSI (35 bar) inlet
Viscosity Range	36 to 3000 SSU (3 to 647 cSt)
Filtration	ISO 18/16/13
Media Operating Temp. Range	-30°C / +100°C
Weight	.54 lbs (.25 kg)
Operating Fluid Media	General Purpose Hydraulic Fluid
Cavity	T043
Cavity Tool Kit	K-T043
Flange Mounting Screws and Torque	M4x10 / 3ft-lbs (4 Nm)

COIL SPECIFICATIONS

Coil Resistance (12 VDC)	7 Ohm ±5% at 68°F (20°C)
Coil Resistance (24 VDC)	25 Ohm ±5% at 68°F (20°C)
Protection Degree	IP 67 according to IEC 529
Coil Termination	Deutsch-Integral DT04-2P AMP Jr. Timer 84-9419
Color Connectors	Black

WARNING: the specifications/application data shown in our catalogs and data sheets are intended only as a general guide for the product described (herein). Any specific application should not be undertaken without independent study, evaluation, and testing for suitability.

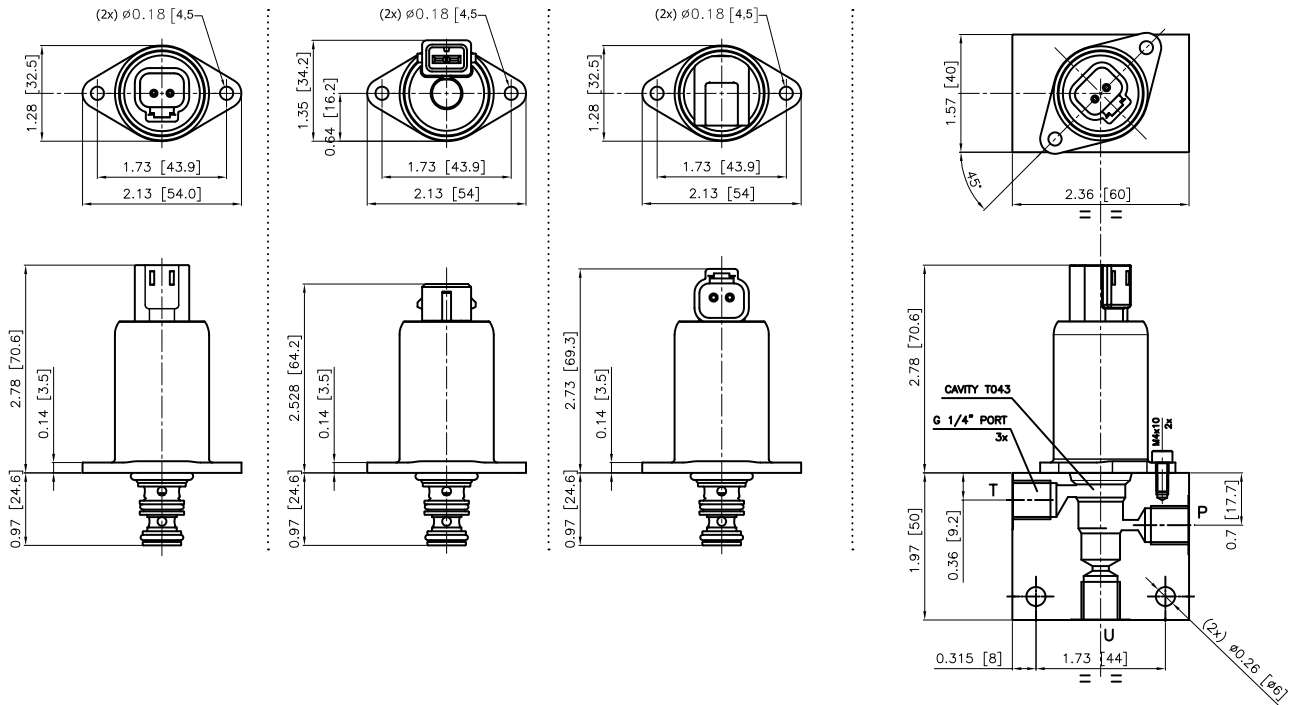


4484 Boeing Drive Rockford, IL 61109 • USA • Phone +1 (815) 397-6628 • Fax +1 (815) 397-2526
mail: delta@delta-power.com • www.delta-power.com



Via Malavolti, 36 • 41122 Modena • ITALY • Phone +39 (059) 254895 • Fax +39 (059) 253512
mail: tecnord@tecnord.com • www.tecnord.com

DIMENSIONS



ORDERING INFORMATION

Approximate Coil Weight: .42 lbs (.19 kg)

IC-S3D-43

<u>COIL TERMINATION</u>	<u>VOLTAGE</u>	<u>OPTIONS</u>	<u>BODIES</u>
AJ - AMP Jr. Timer	12 VDC	00 - NBR seals	Blank - Without body
DT - Deutsch DT04	24 VDC		N - 1/4" BSP Ports
DH - Deutsch DT04 Horizontal			S - #6 SAE Ports

W 40 / 2017

WARNING: the specifications/application data shown in our catalogs and data sheets are intended only as a general guide for the product described (herein). Any specific application should not be undertaken without independent study, evaluation, and testing for suitability.



4484 Boeing Drive Rockford, IL 61109 • USA • Phone +1 (815) 397-6628 • Fax +1 (815) 397-2526
 mail: delta@delta-power.com • www.delta-power.com



Via Malavolti, 36 • 41122 Modena • ITALY • Phone +39 (059) 254895 • Fax +39 (059) 253512
 mail: tecnord@tecnord.com • www.tecnord.com