

TG-S4A DIRECT ACTING SPOOL, 4 WAY 2 POSITION, TRANSMISSION & BRAKE

DESCRIPTION

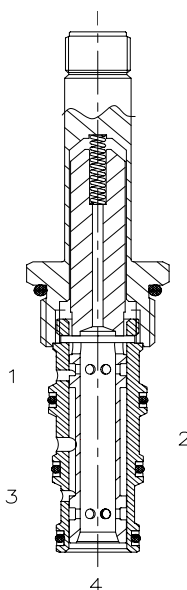
10 size, 7/8-14 thread, "Delta" series, solenoid operated, 4 way 2 position, transmission & brake, spool valve.

OPERATION

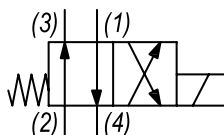
When de-energized the TG-S4A allows flow between (1) to (4) and (2) to (3). When energized the valve allows flow between (2) to (1) and (3) to (4).

FEATURES

- Hardened parts for long life.
- Efficient wet-armature construction.
- Cartridges are voltage interchangeable.
- Industry common cavity.
- Unitized, molded coil design.
- Continuous duty rated solenoid.
- Optional coil voltages and terminations.
- Optional "I" Coil: Weatherproof, Thermal Shock, Immersion Safe.

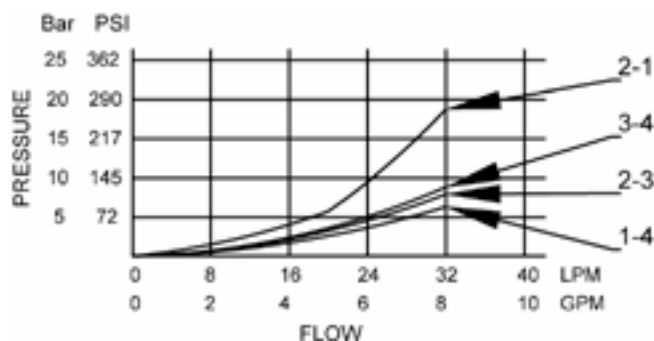


HYDRAULIC SYMBOL



PERFORMANCE

Actual Test Data (Cartridge Only)



VALVE SPECIFICATIONS

Nominal Flow	5 GPM (19 LPM)
Rated Operating Pressure	1000 PSI (70 bar)
Typical Internal Leakage (150 SSU)	1.2 cu in/min (20 ml/min) per path
Viscosity Range	36 to 3000 SSU (3 to 647 cSt)
Filtration	ISO 18/16/13
Media Operating Temp. Range	-40° to 250°F (-40° to 120°C)
Weight	.32 lbs (.15 kg)
Operating Fluid Media	General Purpose Hydraulic Fluid
Cartridge Torque Requirements	30 ft-lbs (40.6 Nm)
Coil Nut Torque Requirements	3-4 ft-lbs (4.1-5.4 Nm)
Cavity	DELTA 4W
Cavity Tools Kit	
(form tool, reamer, tap)	40500002
Seal Kit	21191214

WARNING: the specifications/application data shown in our catalogs and data sheets are intended only as a general guide for the product described (herein). Any specific application should not be undertaken without independent study, evaluation, and testing for suitability.

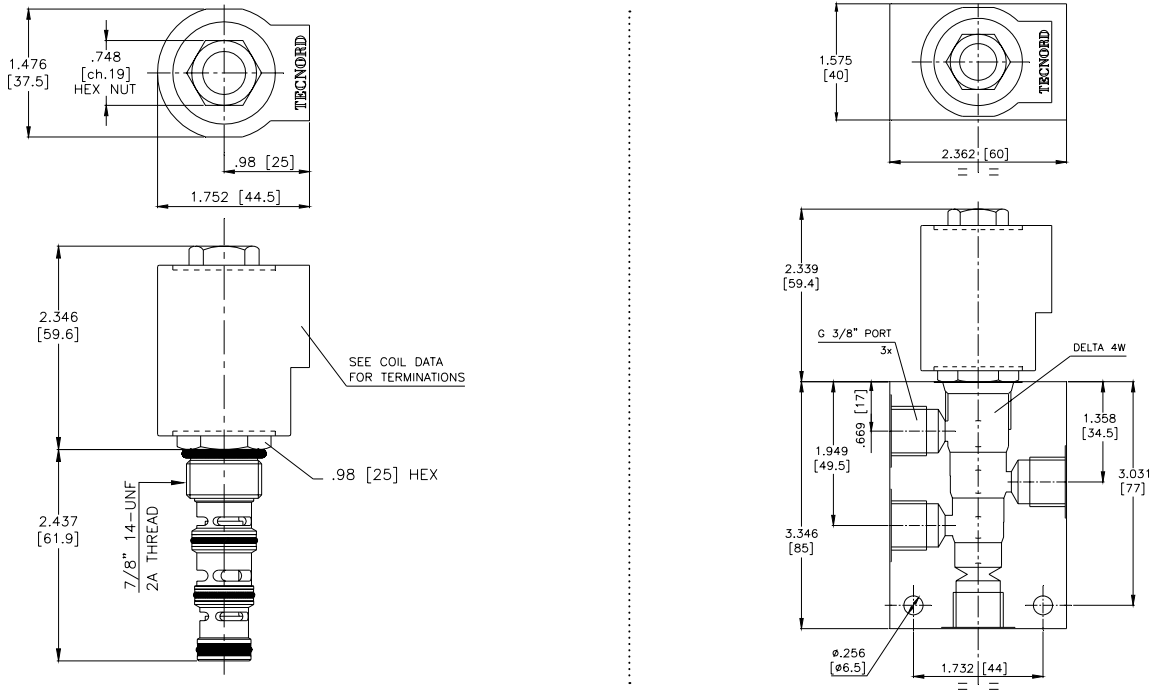


4484 Boeing Drive Rockford, IL 61109 • USA • Phone +1 (815) 397-6628 • Fax +1 (815) 397-2526
 mail: delta@delta-power.com • www.delta-power.com



Via Malavolti, 36 • 41122 Modena • ITALY • Phone +39 (059) 254895 • Fax +39 (059) 253512
 mail: tecnord@tecnord.com • www.tecnord.com

DIMENSIONS



ORDERING INFORMATION

Approximate Coil Weight: .74 lbs (.33 kg)

TG-S4A

- OPTIONS**
- Buna Standard **00**
 - Viton Standard **V0**

- BODIES**
- Blank Without Body
 - N** 3/8" BSP Ports
 - S** #8 SAE Ports

VOLTAGE (other voltages available on request)

- 12** 12 VDC
- 24** 24 VDC
- 22** 220 VAC without internal rectifier

"V" COIL TERMINATION
(All DC Except as Noted)

DL Double Lead
(several types of termination can be attached on leads on request)

HC DIN 43650 (Hirschmann) - (AC&DC)
DI Deutsch - Integral DT04-2P

IMMERSION PROOF "D" TYPE

- DIA** "I" Coil AMP Superseal - Integral
- DID** "I" Coil Deutsch - Integral DT04-2P
- DIJ** "I" Coil AMP Jr. Timer - Integral
- DIM** "I" Coil Metri-Pack - Integral

W 40 / 2017

WARNING: the specifications/application data shown in our catalogs and data sheets are intended only as a general guide for the product described (herein). Any specific application should not be undertaken without independent study, evaluation, and testing for suitability.



4484 Boeing Drive Rockford, IL 61109 • USA • Phone +1 (815) 397-6628 • Fax +1 (815) 397-2526
mail: delta@delta-power.com • www.delta-power.com



Via Malavolti, 36 • 41122 Modena • ITALY • Phone +39 (059) 254895 • Fax +39 (059) 253512
mail: tecnord@tecnord.com • www.tecnord.com